

# LightSwitch Jeweller

Smart touch light switch.

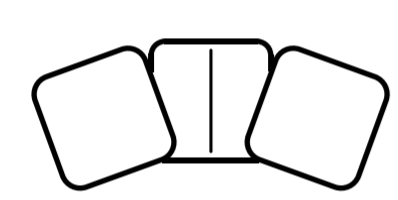


Find the detailed information on the device at:

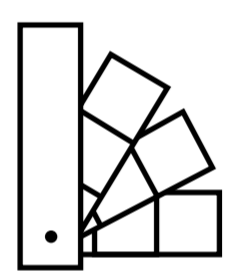
 [ajax.systems/support/devices/lightswitch/](https://ajax.systems/support/devices/lightswitch/)




## Key features



1-gang, 2-gang, and 2-way switches



8 colours




No need for neutral wire



Remote control and configuring via the Ajax apps



Contactless control with large touch button



Frames for installing up to 4 switches



Controlling the lamps of 5 to 600 W



Pairing with the system via QR code

## Components



We have designed two LightSwitch formats: single and combined.

Single LightSwitch consists of two elements: a relay and a touch button.



The combined switch consists of 2, 3, or 4 relays and buttons installed in one frame with the appropriate number of seats.

All parts are purchased separately, so installers can offer solutions that meet customer requirements — no overpayment for extra parts.



## An alternative to any switch

LightSwitch can replace any mechanical or touch switch: the product line includes 1-gang, 2-gang, and 2-way switches.

LightSwitch is installed without changing the electrical wiring of the object. The device does not require a neutral wire; a live wire is more than enough.

The switch works in two modes: pulse or bistable. LightSwitch can control the 5 to 600 W lighting devices. For low-power lamps, the kit includes a capacitor to be connected in parallel with the lighting device.

⚡ Neutral wire is not needed

⚡ Controls the 5 to 600 W lighting devices

↔ Features a standard European form factor (55)

⚡ Pulse and bistable operation modes

## Great user experience

LightSwitch has a large touch panel that activates when your hand gets as close as 15 mm from the button. Installers can offer the device as a solution for public places: you can control lighting with dirty wet hands or even wearing gloves.



LightSwitch has a backlight that makes the switch visible in the dark. Install the device even by the bed—its soft backlight will not disturb clients. The backlight can be turned off in the Ajax app if necessary.



# Fits any interior

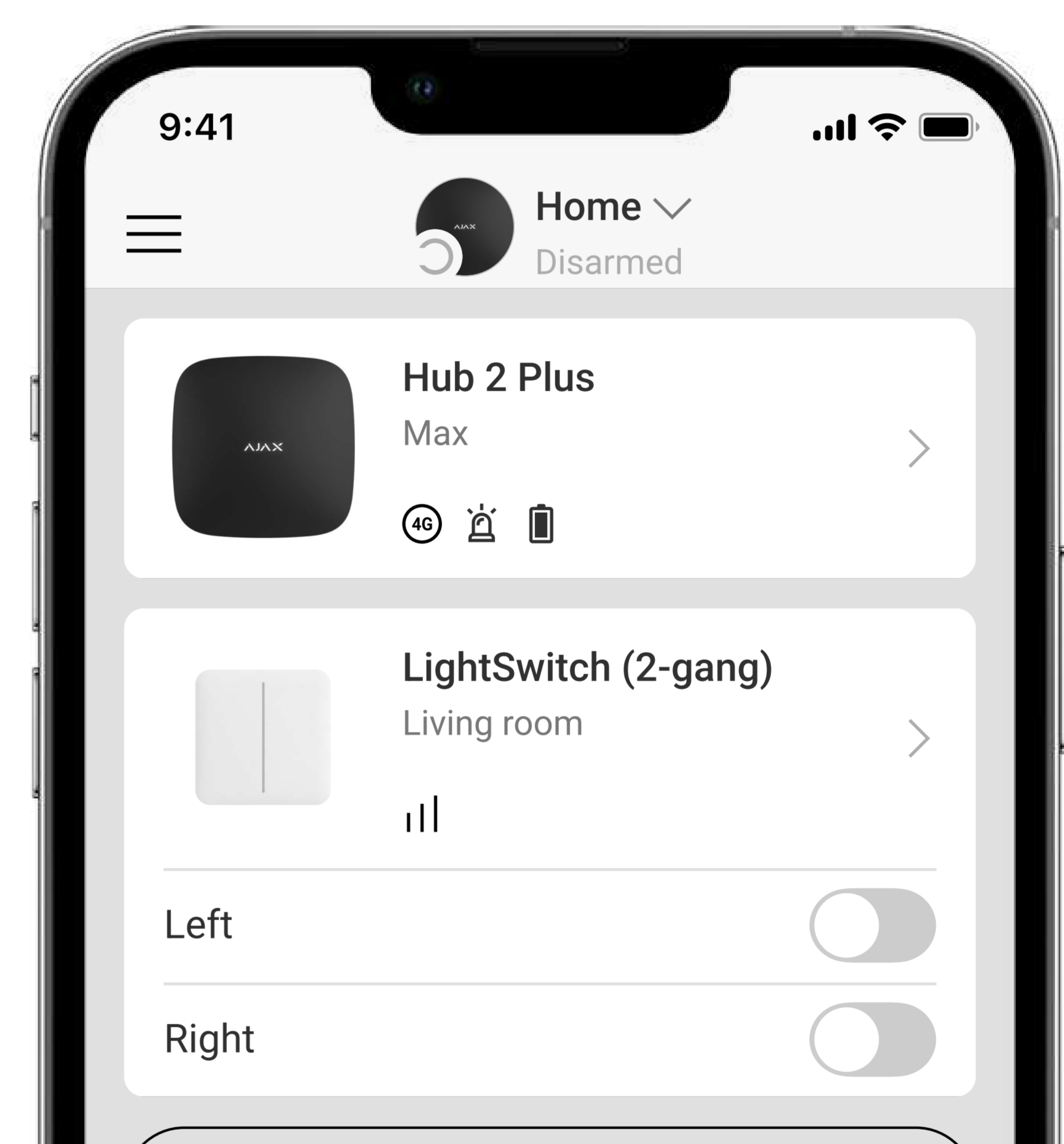
To make LightSwitch suitable for both a private home and an industrial plant, we offer 8 different colours of touch buttons.



## Easy-to-use control and automation

LightSwitch allows you to control the light remotely through Ajax apps: right off a couch or from abroad.

We have provided scenarios to automate routine actions. You can set the light to turn on by an alarm, a schedule, or briefly when the security system is disarmed, according to the time-out timer (pulse mode).



Installers can also configure the actions of automation devices by pressing LightSwitch. For example, in case of a blackout in the room, Relay activates the closing of the roller shutters.

## Scenarios







# Jeweller

## communication technology



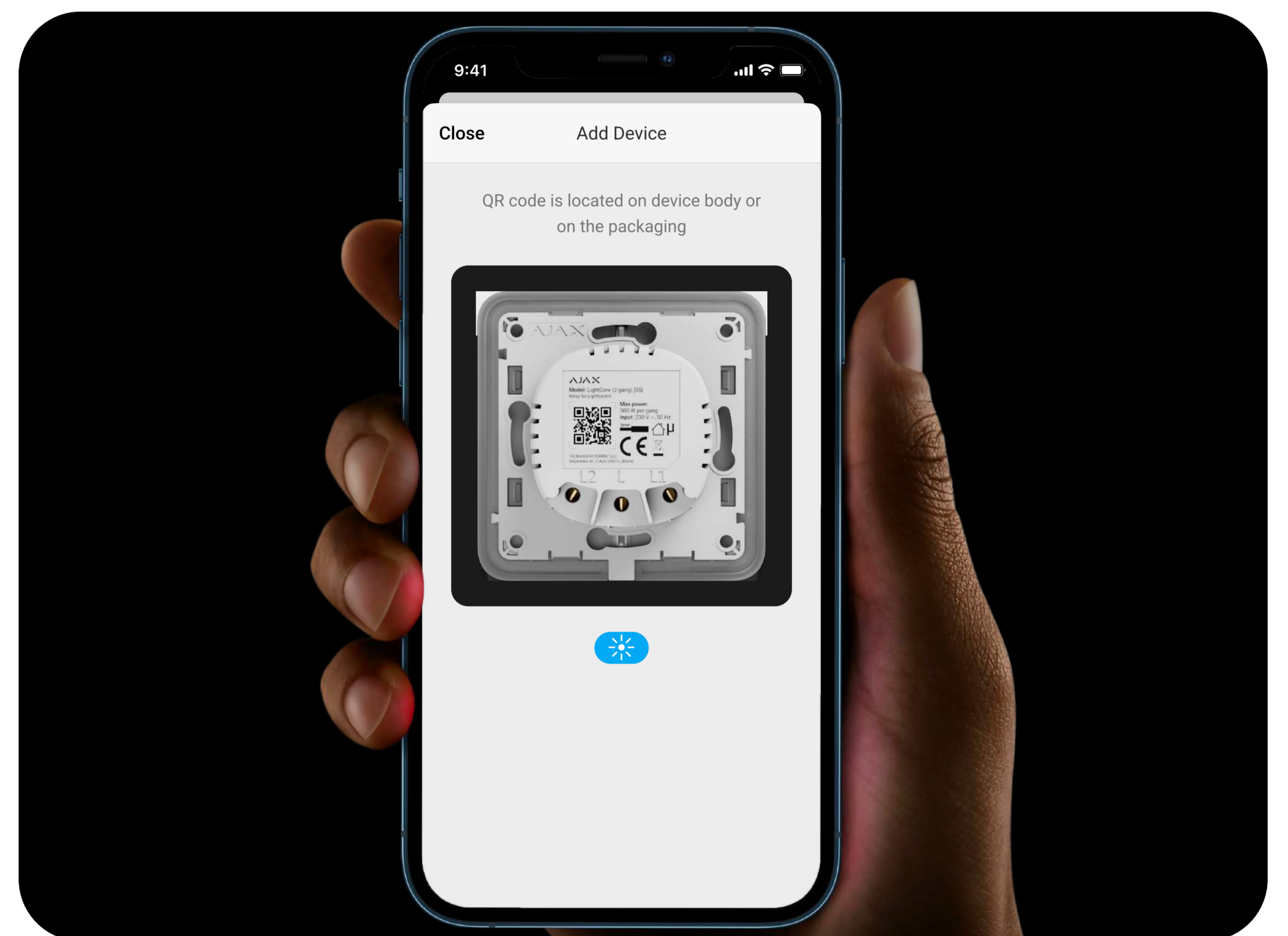
**Jeweller** is a radio protocol for fast and reliable two-way communication between the hub and connected devices. The protocol provides a range of wireless radio communication up to 1,100 m, which allows you to install switches not only in flats and private houses but also in large open spaces or warehouses.

Jeweller helps transmit all the necessary information and provides instant control of any number of LightSwitch devices in the system. Thanks to Jeweller, users can always control the light and see the current state of switches in Ajax apps.

## Quick pairing and installation

All that an installer needs to install LightSwitch is two screwdrivers.

The switch connects to the Ajax security system in less than one minute. You simply need to open the Ajax app, scan the QR code, and add the device to the room and security group.



## Technical specifications

Communication with control panel or range extender

 **Jeweller communication technology**

### Frequency bands

866.0–866.5 MHz

868.0–868.6 MHz

868.7–869.2 MHz

905.0–926.5 MHz

915.85–926.5 MHz

921.0–922.0 MHz

Depends on the sales region.

Compatibility

### Hubs

Hub Plus

Hub 2 (2G)

Hub 2 (4G)

Hub 2 Plus

Hub Hybrid (2G)

Hub Hybrid (4G)

### Range extenders

ReX

ReX 2

<p>Communication with control panel or range extender</p>	<p><b>Maximum effective radiated power (ERP)</b> up to 20 mW</p> <p><b>Communication range</b> up to 1,100 m in an open space.</p>	<p>Features</p>	<p><b>Scenarios</b> reaction to alarm reaction to security mode change activation by schedule reaction to pressing of LightSwitch</p> <p><b>Power of switched device</b> from 5 to 600 W</p> <p><b>Contactless touch panel</b> LightSwitch is activated when your hand gets as close as 15 mm from the button.</p> <p><b>Night backlight</b> Optional, can be turned off in the Ajax app device settings.</p>
<p>Single switch</p> <p>Single LightSwitch consists of two components: a relay and a button.</p>	<p><b>Components</b></p> <p><b>Relay</b> <b>LightCore (1-gang)</b> Relay for a 1-gang switch.</p> <p><b>LightCore (2-gang)</b> Relay for a 2-gang switch.</p> <p><b>LightCore (2-way)</b> Relay for a 2-way switch.</p> <p><b>Buttons</b> <b>SoloButton (1-gang / 2-way)</b> Button for a 1-gang or 2-way switch.</p> <p><b>SoloButton (2-gang)</b> Button for a 2-gang switch.</p>	<p>Combined switch</p> <p>Combined switch consists of 2, 3, or 4 switches installed in one frame.</p>	<p><b>Components</b></p> <p><b>Relay</b> <b>LightCore (1-gang)</b> Relay for a 1-gang switch.</p> <p><b>LightCore (2-gang)</b> Relay for a 2-gang switch.</p> <p><b>LightCore (2-way)</b> Relay for a 2-way switch.</p> <p><b>Frames</b> <b>Frame (2 seats)</b> Frame for two switches.</p> <p><b>Frame (3 seats)</b> Frame for three switches.</p> <p><b>Frame (4 seats)</b> Frame for four switches.</p>



<p>Power supply</p> <p><b>Power supply voltage</b> 230 V~, 50 Hz The device does not need a neutral wire to operate.</p> <p><b>Maximum power</b> 600 W For 1-gang and 2-way switches.</p> <p>300 W per segment For a 2-gang switch.</p> <p><b>Current protection</b> more than 2.6 A If protection is triggered, LightSwitch turns off power and sends a notification to the Ajax apps.</p> <p><b>Temperature protection</b> more than +60°C If protection is triggered, LightSwitch turns off power and sends a notification to the Ajax apps.</p> <p><b>Neutral wire is not required</b> LightSwitch only needs a live wire to operate.</p>	<p>Combined switch</p> <p><b>Buttons</b> CenterButton (1-gang / 2-way) Central button for a 1-gang or 2-way switch.</p> <p>CenterButton (2-gang) Central button for a 2-gang switch.</p> <p>SideButton (1-gang / 2-way) Side button for a 1-gang or 2-way switch. Can be installed on the right or left.</p> <p>SideButton (2-gang) Side button for a 2-gang switch. Can be installed on the right or left.</p>
<p>Installation</p> <p><b>Operating temperature range</b> from -10°C to +40°C</p> <p><b>Operating humidity</b> up to 75% with no condensation</p> <p><b>Protection class</b> IP20</p> <p><b>Form factor of the switch</b> European type (55)</p>	<p>Colours</p> <p>Black White Fog Gray Graphite Ivory Oyster Olive</p>